

ID Timer V. 2.0

Rel. 2.0.0

July 2026

What is it?

Just a simple timer that will alert the radio operator it is time to ID . That's it! The alert will happen on 5,10, 15, 20, 30 minutes intervals, depending on how you set it. I wrote this for myself and some friends. I am releasing it for anyone to use but do so at your own risk. My intent was to produce an app that is very simple, not take up processor time of note and to only run it on Windows ... I may release a Linux version if I can get it to compile.

At a high level, give me the low down ...

There are two indicators when the timer expires. First, a large yellow window pops up reminding you to ID. Second, an audio reminder will sound (if you have sound working on your machine). It can play a wave file instead of a system alert tone if you so choose.

The time display uses the system clock of the machine the app is running on. Open up the Settings Menu to change the time display through four options:

1. Local 12-hour format.
2. GMT 12-hour format.
3. Local 24-hour format.
4. GMT 24-hour format.

The clock never stops as long as the app is running. However, you can start and stop the alerts by toggling the Activate Timer (Red) / Timer Active (Green) button. If it is green, the timer is active and if it is red the timer will not alert you. You can run the main program minimized in the tray and it should be fine.

As for the "Display Alert" button --- it simply pops up the Alert screen so you can position it wherever you like on your monitor. You can also change the size. Click anywhere on the yellow screen to close the form. The program will remember where you placed it and what size it was. Unlike Ver. 1 where you could change the color of this window, Ver.2 does not have that capability. You can pick any color you like as long as it is yellow ...

The "Settings" button will take you to a second window where you can customize the app. It is simple to use, has tips when you hover over any of the buttons, and your choices will be saved when you close the window using the "X" in the upper right-hand corner. Keep in mind that if you deactivate both the visual indicator and the audio indicator at the same time you will not receive a alert reminder.

If for some reason the program goes totally bonkers, close out of it and restart it. That should clear it up. There is a configuration file named "TimerToRemember.ini" that you can delete to put everything back to the factory default. Yup, I call my basement, "The Factory".

I recommend you do not place the folder in any protected folder on your system, i.e. "Program Files" or "Program Files (x86)" etc. Keep all of the files in the same folder and place the folder wherever you like.

ID Timer V. 2.0

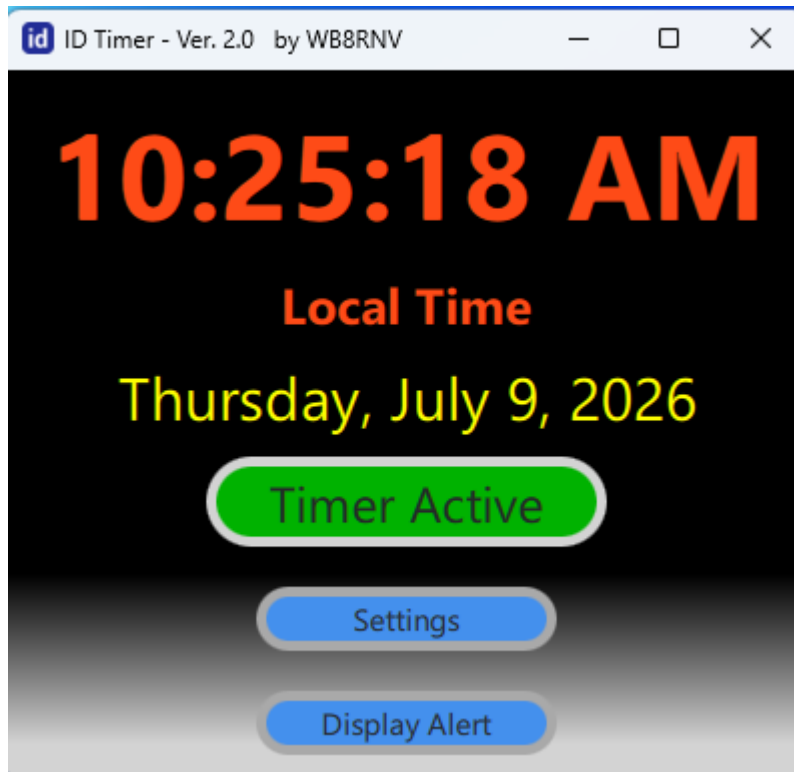
Rel. 2.0.0

July 2026

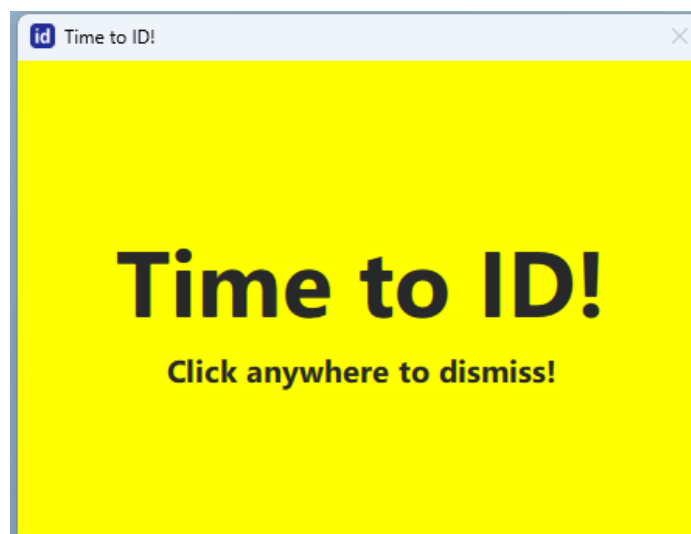
Some screen shots to help ...

The main program is the parent object ... you close that one and everything else follows.

Here is the main program window:



Here is the visual indicator window:



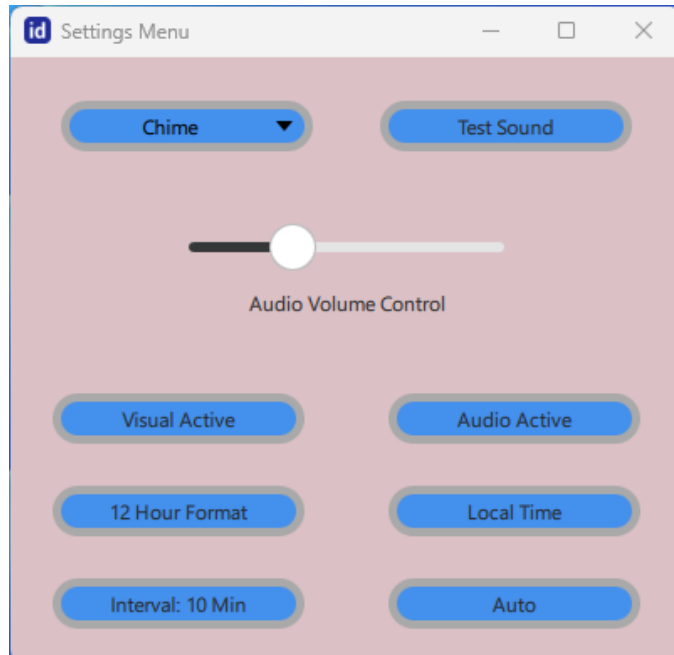
As for a legal wording ... you are completely on you own. I take no responsibility whatsoever for this program and what it does your computer. Let's face it, I'm a hack!

ID Timer V. 2.0

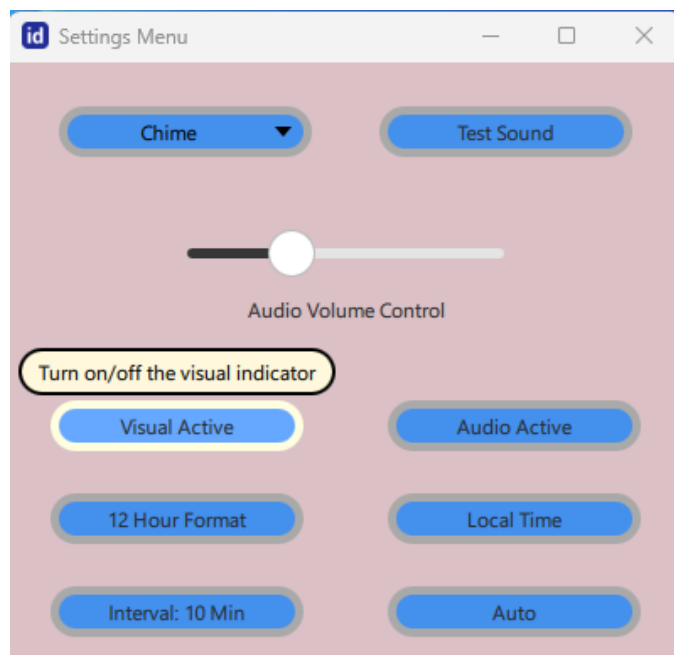
Rel. 2.0.0

July 2026

The Settings Window:



Hovering over any of the buttons will bring up a brief explanation of what the button will change.



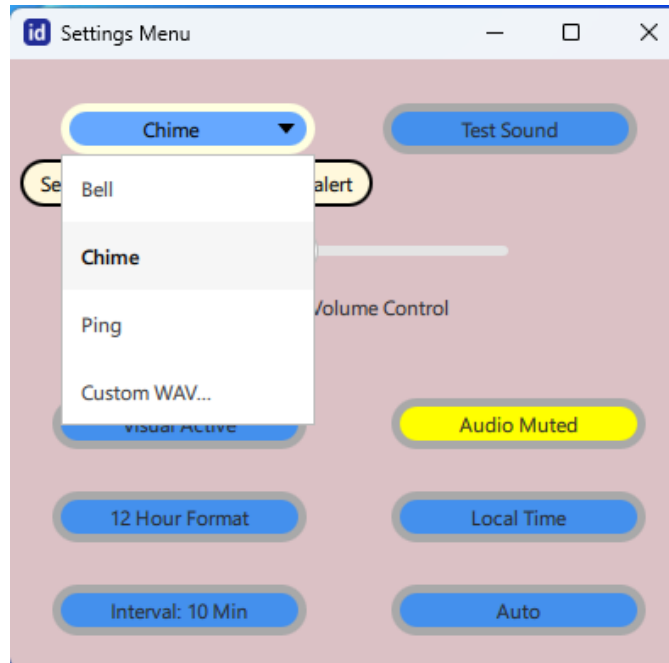
As for a legal wording ... you are completely on your own. I take no responsibility whatsoever for this program and what it does to your computer. Let's face it, I'm a hack!

ID Timer V. 2.0

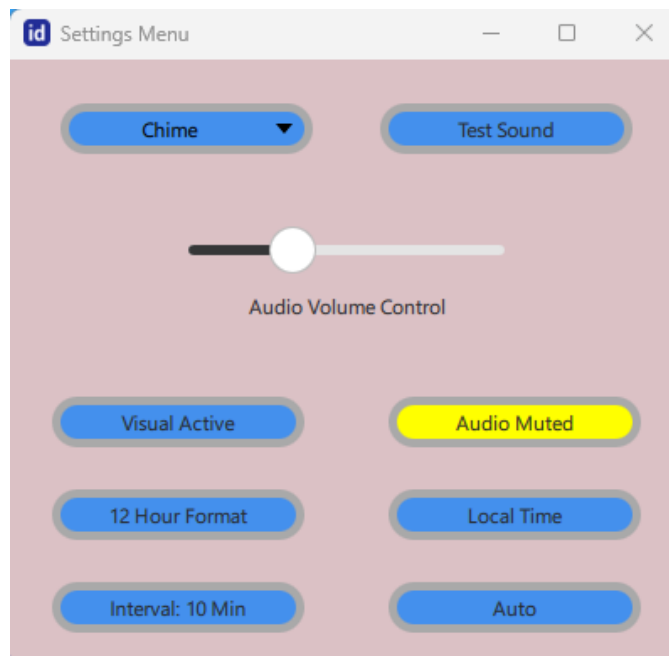
Rel. 2.0.0

July 2026

Selecting “Custom WAV ...” will allow you to pick any WAV file, in any folder on your computer. Press the “Test Sound” button to listen to the WAV file you selected. Once again, closing the Settings Menu will save your selections.



The background of the bottom six buttons will turn yellow if the button has been clicked.



As for a legal wording ... you are completely on your own. I take no responsibility whatsoever for this program and what it does your computer. Let's face it, I'm a hack!

ID Timer V. 2.0

Rel. 2.0.0

July 2026

That is about it. Hope it helps you stay legal by announcing to the listening world who you are!

'73 WB8RNV (Randy)

And the legal disclaimer ...

1. No guarantees about anything ... don't use it if you don't like it!
2. Run it at your own risk. I have no control over any copy of this program after it leaves my basement.
3. I am not taking feature requests nor am I taking bug fix requests.
4. This is not an installable program thus labeling it as "portable". Windows will alert you the first time you try to run it. It is up to you if you want to proceed past this point. I have no information that anyone ever tried to hack a copy but one never knows. As stated above, I am not taking any liability whatsoever regarding this program.